

Unlocking Maps in Basecamp for MAC

Unlocking BackroadMaps in Garmin Basecamp for macOS

“ **Goal** – Import the `.gma` unlock key so your BackroadMaps are activated in Basecamp on a Mac.

“ **Prerequisites** –

- Garmin Basecamp and Map Manager installed on your Mac.
- A `.gma` file either downloaded from your Backroad Maps account or located on the microSD card in the `Garmin` folder.

1. Locate the `.gma` Unlock Key

Source	Where to Find It
Your account	Log in to the Backroad Maps portal ? My Unlock Keys ? download the file (usually named <code>YourUnlockKey.gma</code>).
microSD card	Inside the microSD card ? <code>Garmin</code> folder ? file <code>gmapsupp.gma</code> (if the card hasn't been updated) or <code>YourUnlockKey.gma</code> (if the card has been updated).

Unlock your information ⓘ


Unlock Key: G363PCPW5JV4GEV948LMGWFQT [Download](#)

GMA File: [Download your GMA file](#)

ID Number: 36081

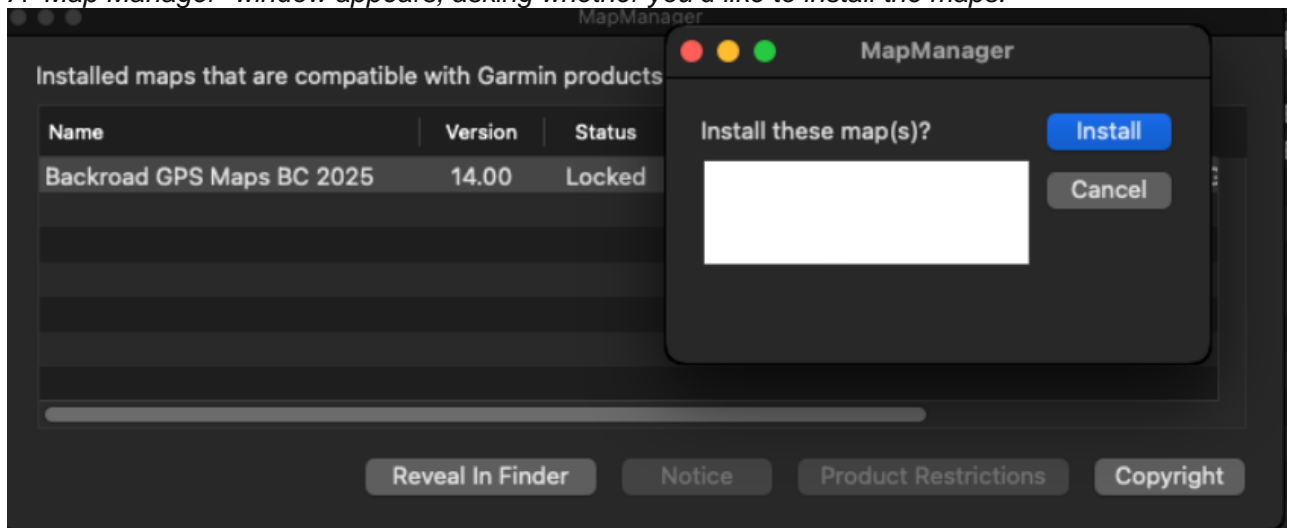
ESN Number: 1622269388

“ The file is always named `.gma` – the name will differ based on the card's update status.

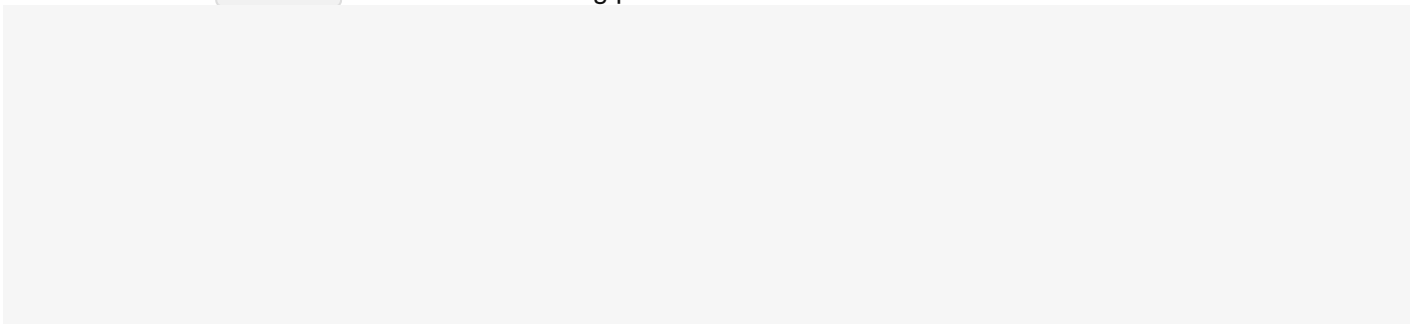


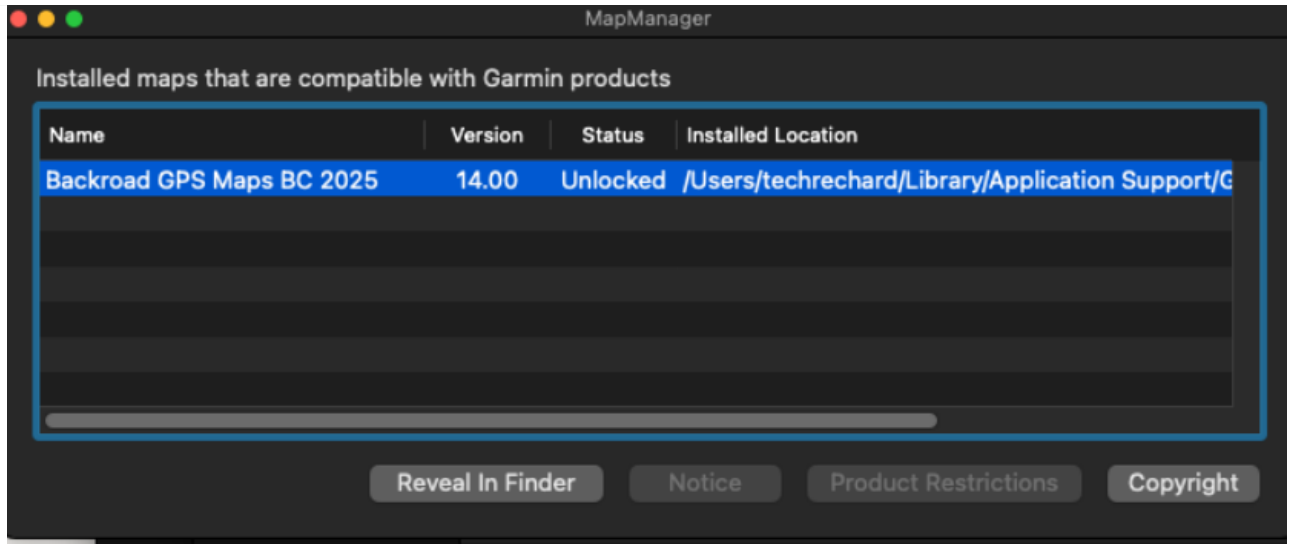
2. Open Map Manager

1. **Navigate** to the folder containing the `.gma` file.
2. **Double-click** the `.gma` file.
A "Map Manager" window appears, asking whether you'd like to install the maps.



3. Click **INSTALL** to start the unlocking process.





3. Verify Successful Unlock

Once installation completes:

1. Open **Garmin Basecamp**.
2. Go to **Maps ? Manage Map Products**.
3. The relevant BackroadMap entry should now display **“Region unlock code from ...”** next to its name, indicating it is unlocked.

4. Troubleshooting

Issue	Likely Cause	Fix
Map Manager doesn't open when double-clicking <code>.gma</code>	File not recognized	Verify the Map Manager application is installed.
Security block ("This application cannot be opened")	macOS Gatekeeper	Use System Settings ? Security & Privacy ? General to allow the file, then retry.

5. Need More Help?

- **Phone** – 1-877-520-5670
- **Submit Support Request** – > <https://backroadmapshelp.zendesk.com/hc/en-us/requests/new>

We're here to help you get your maps up and running as quickly as possible!

