

# Registering your GPS Maps [MAC]

---

- [How to register your GPS maps MicroSD](#)
- [Registering your GPS Maps Digital](#)

# How to register your GPS maps MicroSD



**For units that use MicroSD Cards**

Micro SD Insert the Micro SD card into the GPS unit

**For units that use Regular SD Cards**

SD Card Adapter

Micro SD Insert the MicroSD card into the adapter, then insert the adapter into the GPS unit



## REGISTER YOUR GPS MAPS

Technical guide – Backroad Map Books

## 1. Why Register Your MicroSD?

Feature	Description
Computer?based map downloads	Access to the latest <i>Computer Maps</i> for macOS & Windows.
Secure license storage	Keeps your <code>gmapsupp.un1</code> and <code>gmapsupp.gma</code> files safe in your account.
Discounted updates	Receive future map releases at a reduced price.

Feature	Description
Priority technical support	Faster response for any Garmin?map?related issue.

“ **Free Updates** – After registration you can download map updates for **60?days** at no charge. If you bought an older version from a retailer, you may upgrade to the latest map release within that 60?day window.

“ **Important:**

- A card that has already been registered **cannot** be registered again.
- If your card is “used” or already updated, the registration will fail.

## 2. Prerequisites

Step	Action	Notes
1	Insert the MicroSD card	<ul style="list-style-type: none"> <li>• If your computer has an SD?card slot, insert the card directly.</li> <li>• If not, plug the card into your Garmin GPS and connect the GPS to your computer via USB.</li> </ul>
2	Log in to Backroad Map Books	URL: <a href="https://backroadmapbooks.com/account/login">https://backroadmapbooks.com/account/login</a> Create an account if you do not already have one.
3	Locate the license files	The required files ( <code>gmapsupp.unl</code> and <code>gmapsupp.gma</code> ) are in the <b>Garmin</b> folder on your MicroSD.

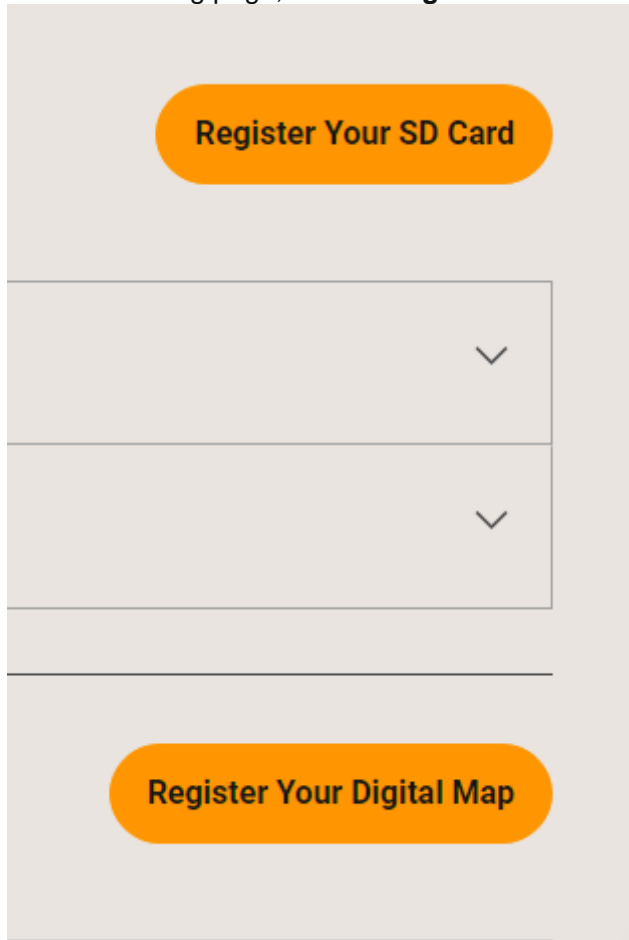
## 3. Registration Workflow

“ All steps are performed on the *My GPS Maps* registration page.

### 3.1 Navigate to the Registration Page

1. After login, click the “**MY GPS MAPS**” button (top?right).

2. On the resulting page, select “**Register SD**”.



### 3.2 Upload the Unlock Code & GMA File


Field	File	How to select
Unlock Code ( <code>gmapsupp.unl</code> )	<code>gmapsupp.unl</code>	Use the <b>Choose File</b> button to pick this file from the <i>Garmin</i> folder.
Gma File ( <code>gmapsupp.gma</code> )	<code>gmapsupp.gma</code>	Use the <b>Choose File</b> button for the second field.

“ **Tip:**

Double-check that the files you pick are **exactly** the `.unl` and `.gma` files from the Garmin folder. Any mismatch will trigger an error.

### 3.3 Submit

1. Once both files appear in the form, click **SUBMIT**.
2. A green confirmation box will appear, and your product will be listed under “My Products”.



British Columbia Backroad 2025 GPS Maps NO UPDATES ▼

• Successfully registered product!

“ **Result:** The MicroSD card is now registered to your Backroad Map Books account.

## 4. Post-Registration

- **Access the “Computer Maps”** – Log in, go to “**My Products**” and download the latest PC? compatible maps.
- **Update within 60?days** – Download updates for free.
- **Backup your files** – Although the unlock codes are stored in the cloud, keep local copies of the `.unl` and `.gma` files on your computer for future reference.

British Columbia Backroad 2025 GPS Maps NO UPDATES ▼

**Free Computer Maps** ⓘ [View User Guide](#)

Click below to download

[Download for Mac](#) [Download for PC](#)

Register Date: 12/23/24, 10:01:46 AM PST  
 Download Expiry Date: 2/23/25, 10:01:46 AM PST

---

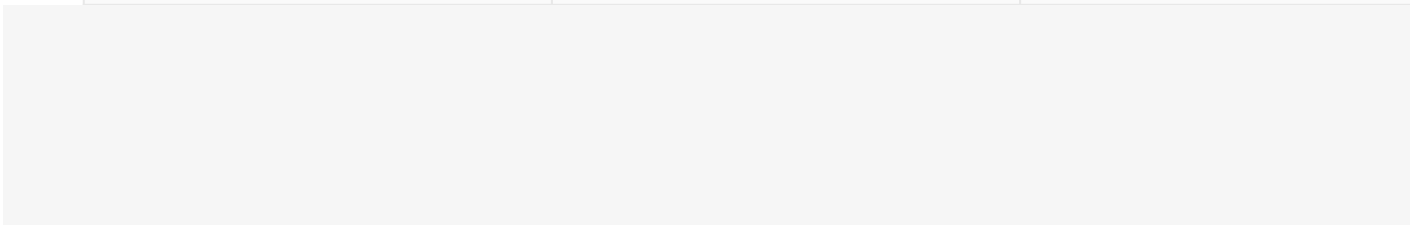
**Unlock your information** ⓘ

Unlock Key: N0SN45P8PVWLZZQFH4LAGM4TT [Download](#)  
 GMA File: [Download your GMA file](#)

ID Number: 35866  
 ESN Number: 1000000000

## 4. Common Error Messages & Fixes

Error	Cause	Remedy
-------	-------	--------



<b>“No ESN data found with unlockCode”</b>	ESN (Electronic Serial Number) missing or corrupted.	Contact Backroad Map Books support (email: <a href="mailto:gps@backroadmapbooks.com">gps&lt;at&gt;backroadmapbooks.com</a> ).
<b>“Invalid File Uploaded”</b>	Wrong file type chosen (e.g., a <code>.zip</code> instead of <code>.gma</code> or <code>.unl</code> ).	Re?select the exact <code>.gma</code> and <code>.unl</code> files from the Garmin folder.
<b>“This card has already been registered”</b>	Card was previously registered on another account or already updated.	Not recoverable – you must purchase a new card or contact support for advice.

## 5. Quick Reference

Action	Shortcut
Log in	<code>Ctrl+L</code> (Chrome)
Open registration	<b>MY GPS MAPS ? Register SD</b>
File picker	<code>gmapsupp.unl</code> ? Choose File; <code>gmapsupp.gma</code> ? Choose File
Submit	<b>SUBMIT</b> button

*Prepared by the Backroad Map Books Technical Support Team*

# Registering your GPS Maps Digital



## 1. Overview

This guide explains how to register your digital map access code so you can:

- Download computer-compatible maps for macOS or Windows.
- Store a secure copy of your Garmin license/unlock files.
- Receive future updates at a discounted price.
- Access priority technical support.

“ **NOTE:** After registration, you receive **free map updates for 60 days**. Older versions purchased from a retailer can be upgraded to the latest maps within that 60-day window.

## 2. Registration Benefits

Benefit	Description
Computer-based map downloads	Get the latest map files for macOS and Windows.
Secure license storage	Your Garmin license/unlock files are safely stored in the cloud.
Discounted future updates	Pay less for subsequent map releases.

“ **Free Updates:** You can download map updates **free of charge for 60 days** after the first registration of the

MicroSD card.

### 3. Update & Upgrade Policy

Item	Policy
First-time registration	60-day free update period begins on the day you click <i>Submit</i> .
Subsequent upgrades	If you purchased a previous map edition from a retailer, you may upgrade to the newest edition within 60 days of the first registration.
After 60 days	Updates become paid and must be purchased through the Backroad Map Books website.

### 4. Important Warnings

#### “ Unit ID & Access Code

The 10-digit **UnitID** is required for digital map registration. It can be found under **Settings** > **About** on your GPS device.

### 3. Prerequisites

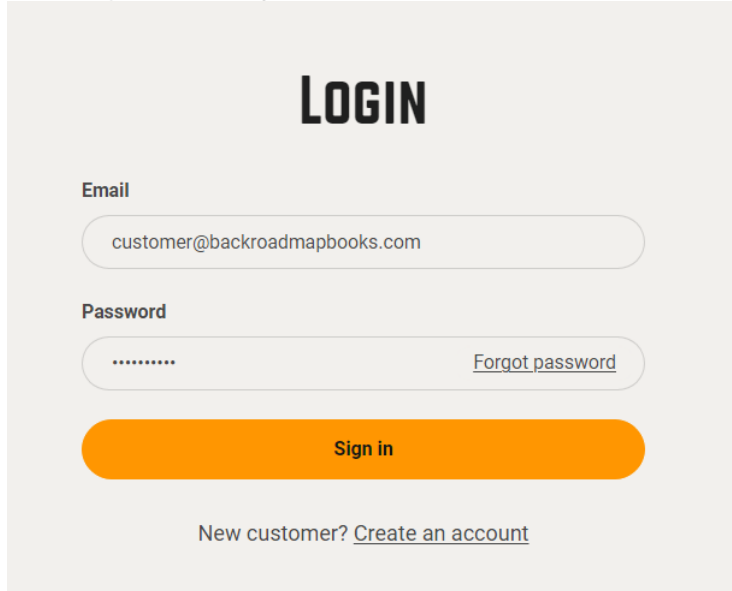
Item	Requirement	How to Obtain
MicroSD Card (Optional)	<i>If you choose to use a microSD card (not the physical memory).</i>	Insert into a GPS or computer with an SD reader.
<b>ACCESS CODE</b>	A unique alphanumeric code printed on the MicroSD packaging.	Look for the “ACCESS CODE” sticker on the card’s label.
<b>UnitID</b>	A 10-digit number that identifies your Garmin GPS.	Open the GPS > <i>Settings</i> > <i>About</i> (or <i>Device Info</i> ) to view the UnitID.
Internet Connection	Required to submit the registration form and download computer maps.	Any reliable broadband or Wi-Fi connection.

### 4. Step-by-Step Registration

The following steps assume you have already plugged in your GPS so it is available and ready.

## 4.1 Log In to the Backroad Map Books Portal

1. Open a web browser and navigate to <https://backrockodmapbooks.com>
2. Click **Sign In** (top?right) and enter your account credentials.



## 4.2 Navigate to the Digital Map Registration Page

1. Once logged in, click **My Account ? Digital Maps ? Register Your Digital Map.**  
![[Navigate to Digital Maps]](<https://brmb.support/uploads/images/gallery/2025-03/scaled-1680-reg.png>)

## 4.3 Enter the Registration Data

Field	Input	Example
Access Code	The code printed on the MicroSD card label.	<code>BCBC-7r3325caa-8cec-483d-97db-059d88f78f29</code>
UnitID	10?digit GPS unit identifier.	<code>1234567890</code>

“ The UnitID can be found under Settings ? About on your GPS.

```
Access Code: BCBC-7r3325caa-8cec-483d-97db-059d88f78f29
UnitID: 1234567890
```

## REGISTER YOUR DIGITAL MAPS

### STEP 1 - Enter access code

\*Access Code (DVD ID)

BCBC-db2d2c0f-bab4-4500-9833-03adcb911911

(This is directly on your physical copy of the DVD)

### STEP 2 - Enter GPS unit ID

\*Unit ID

3928345911

[Where do I find this?](#)

Submit

## 4.4 Submit the Form

- Review the values you entered.
- Click **SUBMIT**.
- If registration succeeds, a green success message will appear and the new product will be listed under your account.

“

British Columbia Backroad 2025 GPS Maps

NO UPDATES

- **Successfully registered product!**

## 5. After Registration

- **Your digital maps are now registered** and available for download.
- The new product appears in the *My Gps Maps* section of your account.
- You can immediately start downloading the computer-ready map files.

Free Computer Maps (i)[View U](#)

Click below to download

[Download for Mac](#)[Download for PC](#)

Register Date: 12/23/24, 10:01:46 AM PST

Download Expiry Date: 2/23/25, 10:01:46 AM PST

Unlock your information (i)Unlock Key: N0SN45P8PVWLZZQFH4LAGM4TT [Download](#)GMA File: [Download your GMA file](#)

ID Number: 35866

ESN Number: 1000000000

## 6. Post-Registration Tasks

- 1. Download the computer?map files:**
  - From your account, click **Download** next to the registered product.
  - Choose *macOS* or *Windows* as required.
  - Follow the on?screen prompts to install.
- 2. Backup your license files:**
  - You can also download a copy of your Garmin license/unlock files from the portal for local backup.
- 3. Schedule future updates:**
  - Within the 60?day free window, simply click **Get Updates** in the portal.

## 7. Troubleshooting

Symptom	Likely Cause	Fix
Registration fails with <i>"Invalid Access Code"</i>	Wrong Access Code or UnitID entered	Re?check the GPS UnitID.
Registration fails with <i>"UnitID already registered"</i>	The same UnitID was registered previously	Contact support; you may have a duplicate product or need to unlink the old registration.

Symptom	Likely Cause	Fix
Unable to download updates after 60 days	The free update window has expired	Purchase the latest map edition through the portal.
Green success box never appears	Browser security block (e.g., pop?up blocker)	Disable pop?up blockers or try a different browser.

## 8. FAQ

### Q1. Can I use the Digital maps on multiple GPS devices?

A1. No – the registration is tied to your GPS UnitID, You can only load the maps on the registered GPS.

### Q2. Do I need to install the Digital maps to a MicroSD card ?

A2. No, the Digital maps allow you to install the maps on the internal memory or your own microSD card.

## 9. Contact & Support

Channel	Availability	Notes
Email	Mon?Fri 9:00?17:00 PST	gps<at>backroadmapbooks.com
Phone	Mon?Fri 9:00?17:00 PST	(877)-520-5670

“ For urgent issues, reference the *UnitID* and *Access Code* in your support request.